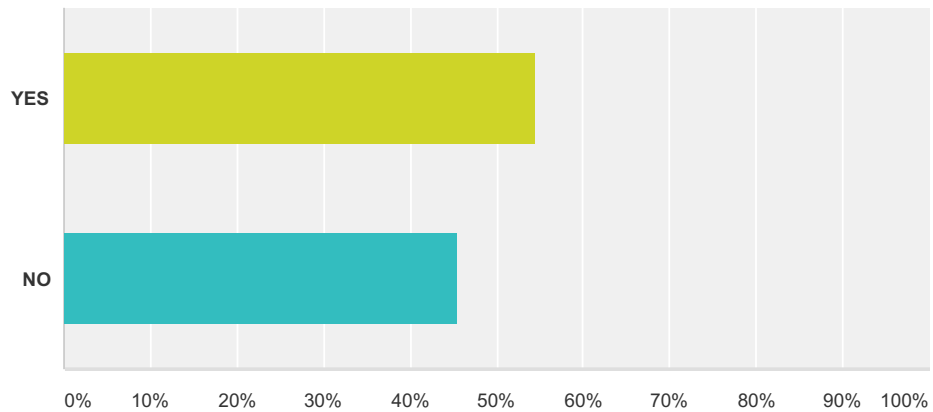


Q1 Affordable homes for younger people and families You told us you wanted more affordable homes but our research tells us we need to build even more homes than New Forest District Council suggest if we want to meet the housing needs of younger people and families. Would you support the development of more than 930 homes, if it would enable more affordable homes to be built?

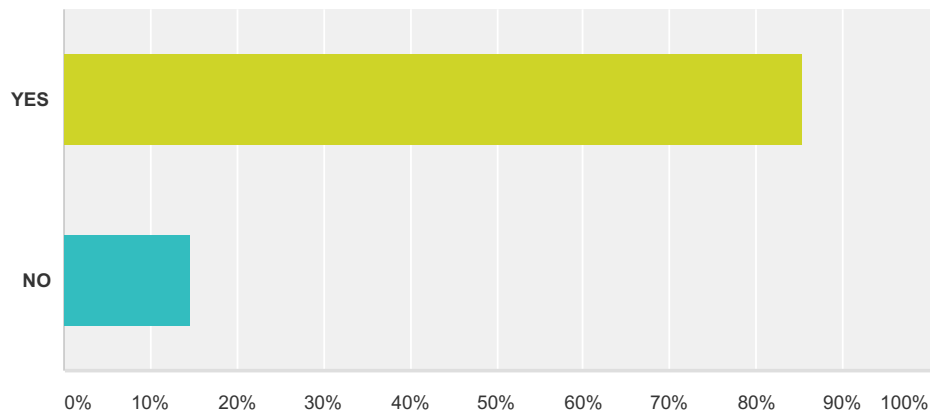
Answered: 1,397 Skipped: 13



Answer Choices	Responses	
YES	54.55%	762
NO	45.45%	635
Total		1,397

Q2 Creating an attractive and vibrant Town Centre
We want to improve the vibrancy of the Town Centre. This might involve improving access to the Station, resolving traffic issues at Ashley Road and increasing the number of homes in the Town Centre to achieve a balanced mix of residential, shops and services. If we are to limit the use of Green Belt land around the town to build more affordable housing, more residential development within the Town Centre area will be needed. Would you support a regeneration of the Town Centre that included some residential development to reduce the amount of building on Green Belt land?

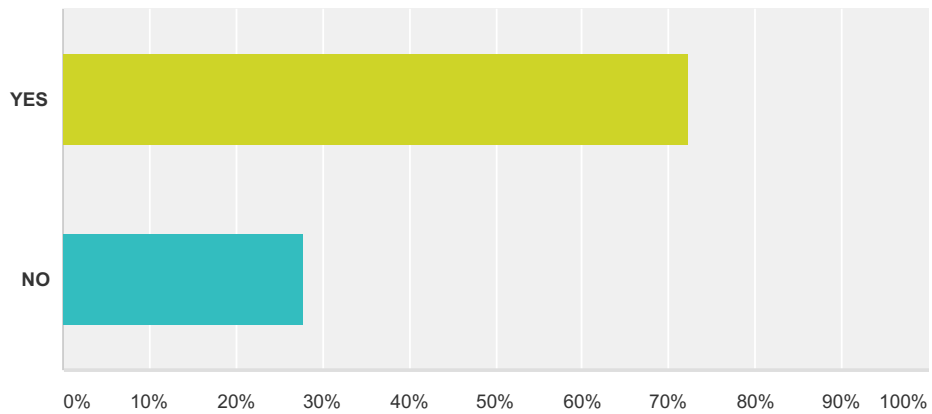
Answered: 1,399 Skipped: 11



Answer Choices	Responses
YES	85.35% 1,194
NO	14.65% 205
Total	1,399

Q3 Locations for new homes and employment There are few options available to us even with some additional residential development in the Town Centre. The locations for new homes are based on recent information that less land is now available between Gore Road and Christchurch Road. There is not enough space in the Town Centre to offset this, but there may be the opportunity for more homes on land between Stem Lane and Gore Road (Site K). Would you support the Neighbourhood Plan assessing how this land could be used and how many homes it could accommodate? Would you support the Neighbourhood Plan assessing how this land could be used and how many homes it could accommodate?

Answered: 1,397 Skipped: 13



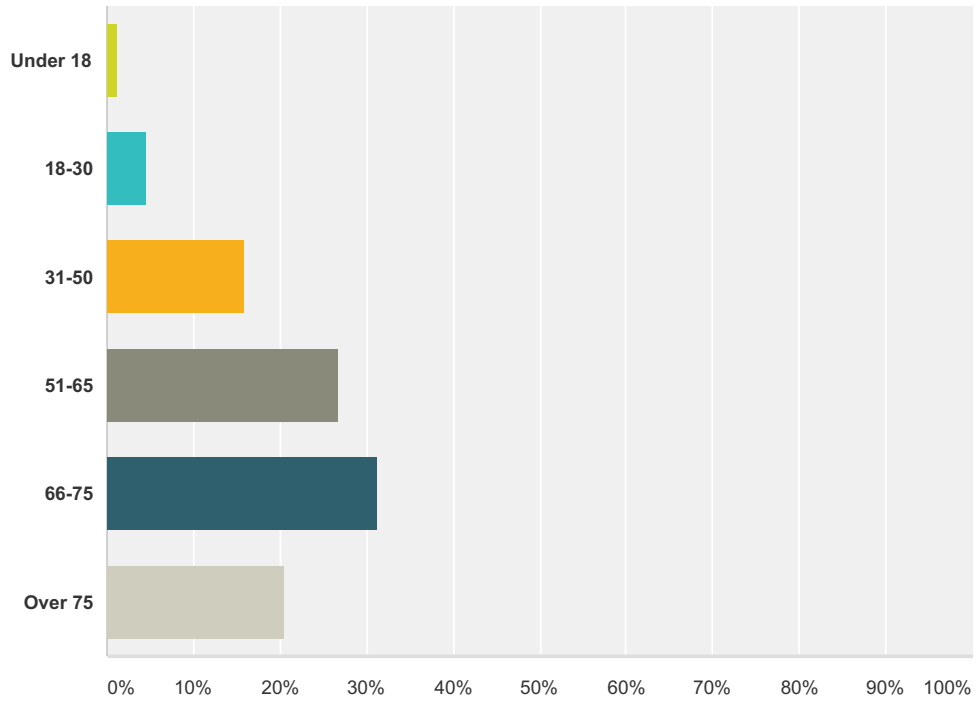
Answer Choices	Responses	Count
YES	72.15%	1,008
NO	27.85%	389
Total		1,397

Q4 Please let us know your postcode

Answered: 1,394 Skipped: 16

Q5 Your age will help us understand the overall profile of respondents

Answered: 1,389 Skipped: 21



Answer Choices	Responses	Count
Under 18	1.22%	17
18-30	4.54%	63
31-50	15.84%	220
51-65	26.71%	371
66-75	31.25%	434
Over 75	20.45%	284
Total		1,389

Q6 How long have you lived in New Milton?

Answered: 1,390 Skipped: 20