

Comparing New Forest Habitats

Ask pupils to make notes and sketches about the different habitats they are exploring on a field trip, or use photos and videos to make a virtual field trip to the Forest. This worksheet is designed to be informal so they can enjoy and explore the new environments. Ask them to:

- Make a note of keywords, perhaps the name of an animal or plant
- Find a word to describe how it looks/ smells/ touches/ taste (to an animal)/ feels
- Draw any evidence of animals, nibbled leaf shapes or droppings
- Draw any special shapes they see in the rare plants and flowers or landscape.

How does it look & feel? (adjectives)

Which plants grow there? How many?

What evidence of animals is there?

What's so special?

In the classroom

If you can't make it out to the Forest, then it's great to use **the five senses** to explore a photo of an unknown environment. Ask them to "put themselves in the photo". Would you stand on top of the hill, hang upside down in a tree or crouch down to look for snakes?

You could use **lego minifigures** or other tiny toys and ask pupils to talk to each other as their character "walks across the landscape", before asking them to write and draw.

On video

Alternatively, check out these 4 minute films made with Simon King for our tenth anniversary:

Wondrous Woodlands [Films to mark 10 year anniversary of the New Forest National Park](#)

Majestic Heathlands <https://www.youtube.com/watch?v=odydREgTNU4>

Coastal Marvels <https://www.youtube.com/watch?v=W1upjg0ZtLc>



New Forest Bog, Nigel Matthews



Beaulieu River, David Ilsley





Heathland, Nigel Matthews



New Forest Woodland

Woodland

-
-
-





Bog

-
-
-

River

-
-
-



Heathland

-
-
-

How does it look & feel? (adjectives)

Which plants grow there? How many?

What evidence of animals is there?

What's so special?

