

Coach Driver's Handbook

the New Forest National Park



Welcome to the New Forest National Park

The New Forest is a remarkable corner of the English countryside. It was set aside over 900 years ago by William the Conqueror to protect the woodlands and heaths as a hunting reserve for the Royal Deer.

To this day there is still a need to enhance and protect this wonderful landscape. That's why this handbook has been produced to guide coach drivers towards the best routes to use in the New Forest. It provides information on where to park, suitable roads to use as well as bridge heights and other relevant restrictions. Planning trips to the New Forest should now be easy and done with confidence.

Also included is a detailed map of the area to assist with route planning.

New Forest Transport Strategy

The New Forest Transport Strategy was developed by Hampshire County Council, New Forest District Council, the New Forest National Park Authority and the former New Forest Committee, in recognition of the growing transport problems and current national policies.

The strategy puts forward policies and proposals that support the 'Tourism and Visitor Management Strategy' and 'Visitor Transport Initiative' implemented by New Forest District Council. The aim is to work with the New Forest Tourism Association and tour operators to improve the management of local coach and car routing and parking arrangements.

The co-operation of coach operators and their drivers is needed in order to reduce the adverse affects that motor vehicles can cause to the environment, by influencing, and where necessary controlling, route choice and vehicle size.

Please adhere to the Coach Route Network Map included in the back cover of this handbook as a pullout.

Contents

Page No

New Forest National Park Facts & Figures	1
Stewardship of the New Forest	2
Suggested Tours	
1 Lyndhurst 'The Capital of the Forest'	3
2 'North and South Tour'	4
3 'Lepe on the Coach'	5
4 'A grand day out'	6
Visitor Information Centres, useful contacts and Coach Parking Locations	7
Traffic Management	8
Attractions in the New Forest that welcome coach parties	9
A Guide to New Forest Towns & Villages	13
Coach Route Network Map	back pocket

The information in this handbook was correct at the time of going to press. Please contact all establishments before travelling to confirm details.



New Forest National Park Facts & Figures

- The National Park was established in 2005 and is the first to be designated in England for nearly 50 years.
- It covers an area of 220 square miles and has a population of 34,380 people.
- The New Forest is not 'new' but ancient, originally commandeered in 1079 as a deer hunting area by William the Conqueror.
- His son, William Rufus, died there in a suspicious hunting accident in 1100.
- The Open Forest, the area that remains unenclosed, is dominated by the activities of the Commoners stock and the deer.
- The New Forest ponies have been called the "architects of the Forest" as the flora is largely defined by their combined grazing and foraging.
- The Forestry Commission was set up in 1919 and took over the management of the New Forest Crown lands from the Office of the Woods in 1923.
- The Verderers' Court is the second oldest court in the country, established in Norman times.
- The Verderers of the New Forest deal with all matters affecting the Open Forest including the commoners' animals.
- The New Forest National Park has 26 miles of coastline, including saltmarsh, lagoons and mudflats.
- The area is amazingly rich in wildlife due to the mosaic of habitats: woods, heath, mires and coast.
- Hatchet Pond, is so called because 'hatchet' means gateway and this is where commoners would drive the cattle onto the Forest to graze.
- The grave of Alice Liddell, Lewis Carroll's inspiration for 'Alice in Wonderland', lies in the churchyard of St Michael and All Angels Church Lyndhurst.
- The church in Minstead is the burial place of Sir Arthur Conan Doyle, author of the Sherlock Holmes books.
- In 1990 -1992 a blanket 40mph speed limit was introduced to help reduce the animal accidents on the unfenced Forest roads.
- The National Park receives an estimated 13.5 million day visits a year.
- There are seven historic parks and gardens, 18 conservation areas, 61 scheduled ancient monuments and 634 listed buildings.
- The BBC television sitcom 'The Brittas Empire' was filmed at Ringwood Leisure Centre.



Stewardship of the New Forest

Drive with care

The New Forest is a living, moving landscape where ponies, cattle, pigs, donkeys and sheep, belonging to the New Forest commoners, can be seen roaming free. These animals, the architects of the New Forest past, present and future, have right of way and it is the drivers who must give way. Drivers are held responsible for any accidents involving stock. By gaining a better understanding of the animals' behaviour and driving with care and consideration we can all help reduce the suffering caused by animal accidents. Nearly 150 animal collisions take place each year on the unfenced Forest roads, by driving with more care we can reduce this number considerably.

Stay under 40mph

The 40mph speed limit is a maximum. You always have a responsibility to be able to stop within the distance you can see to be clear. In many parts of the Forest, particularly at night, you cannot do this if you travel at 40 mph.

Slow down and give ponies room. New Forest ponies have the road sense of a two year old child. Most of the time ponies will remain where they are, but when a pony does step into the road you must be able to stop.

At dusk and dawn ponies are moving to their day or night time haunts so particular care is required

during these times. Other vulnerable times are in adverse driving conditions, such as when it is icy, dark or the sun is in your eyes, or the line of sight ahead is obscured. Alternative routes using fenced roads don't always take longer and might be worth considering.

Accidents can happen along any unfenced Forest road but there are accident black spots which are highlighted with signs and road markings. Ponies follow established tracks, sometimes heading towards some definite point which you cannot see such as a river crossing.

If all the roads were fenced it would have an adverse effect on the environment and on the free movement of the animals. It would turn the New Forest into a series of paddocks and the unique, open nature of the area would be lost.

Use coach/car parks


Coaches as well as other motorised traffic are encouraged to use appropriate parking areas and keep to suitable routes to avoid unnecessary verge erosion.

Cut engine! Cut pollution!

Some areas in the New Forest experience poor air quality. We respectfully request that when coaches are parked up that their engines are switched off.

Take your litter home with you.

Litter left in the New Forest not only spoils the natural beauty of the area but is also a danger to the wildlife and livestock.



Tour 1: Lyndhurst 'The Capital of the Forest'

(approx 3 hours)

(For additional route information please refer to the Coach Route Network Map at the back of this publication)

Bridges encountered on this tour

Holmsley on the C10	14'6" (4.4m)
Latchmoor on the B3055 (two bridges, both)	12'0" (3.6m)

Parking is at the coach park in the centre of Lyndhurst which is accessed via Gosport Lane. No parking in Brockenhurst if this option is taken but passengers can be dropped off in the lay-by opposite Brockenhurst College on the A337.

A trip to Lyndhurst 'The capital of the Forest' is the ideal way to experience some of what this wonderful area has to offer. Coach parties are well catered for in this pleasant village which offers a visitor information centre, museum, many local shops and easy access to the Open Forest. Passengers will see the famous New Forest ponies on the unfenced roads around Brockenhurst as well as some spectacular scenery.

This tour allows for an hour or so in Lyndhurst village with its many tearooms, pubs and shops

before returning via the A35 which cuts through the trees, particularly lovely in the Autumn. You can extend the trip by adding time in Brockenhurst enabling passengers to explore this lovely forest village with its water splash, tearooms and array of shops.

Directions

From Christchurch town centre (ex. Mondays as this is market day) take the A35 to Hinton Admiral and continue on until you get to the Burley turning by Holmsley Tea Rooms. Turn left onto the slip road towards Burley then turn right (behind the tea rooms) onto the C10 towards Brockenhurst. At Brockenhurst follow the signs for the "Village Centre" and then signs for Lyndhurst (A337).

Return via main Christchurch road (A35) or turn off at Holmsley Tea Rooms and drive through Burley to the A31 at Picket Post and then onto the Bournemouth spur road (A338).



Tour 2: 'North and South Tour'

(A longer half day or short day tour 4 hours min)

(For additional route information please refer to the Coach Route Network Map at the back of this publication)

Bridges encountered on this tour:

Holmsley on the C10	14'6" (4.4m)
Latchmoor on the B3055 (two bridges, both)	12'0" (3.6m)
Balmer Lawn Road B3055	14'3" (4.3m)

Coach Parking: Lyndhurst The coach park is in the main car park at the centre of the village and is accessed via Gosport Lane.

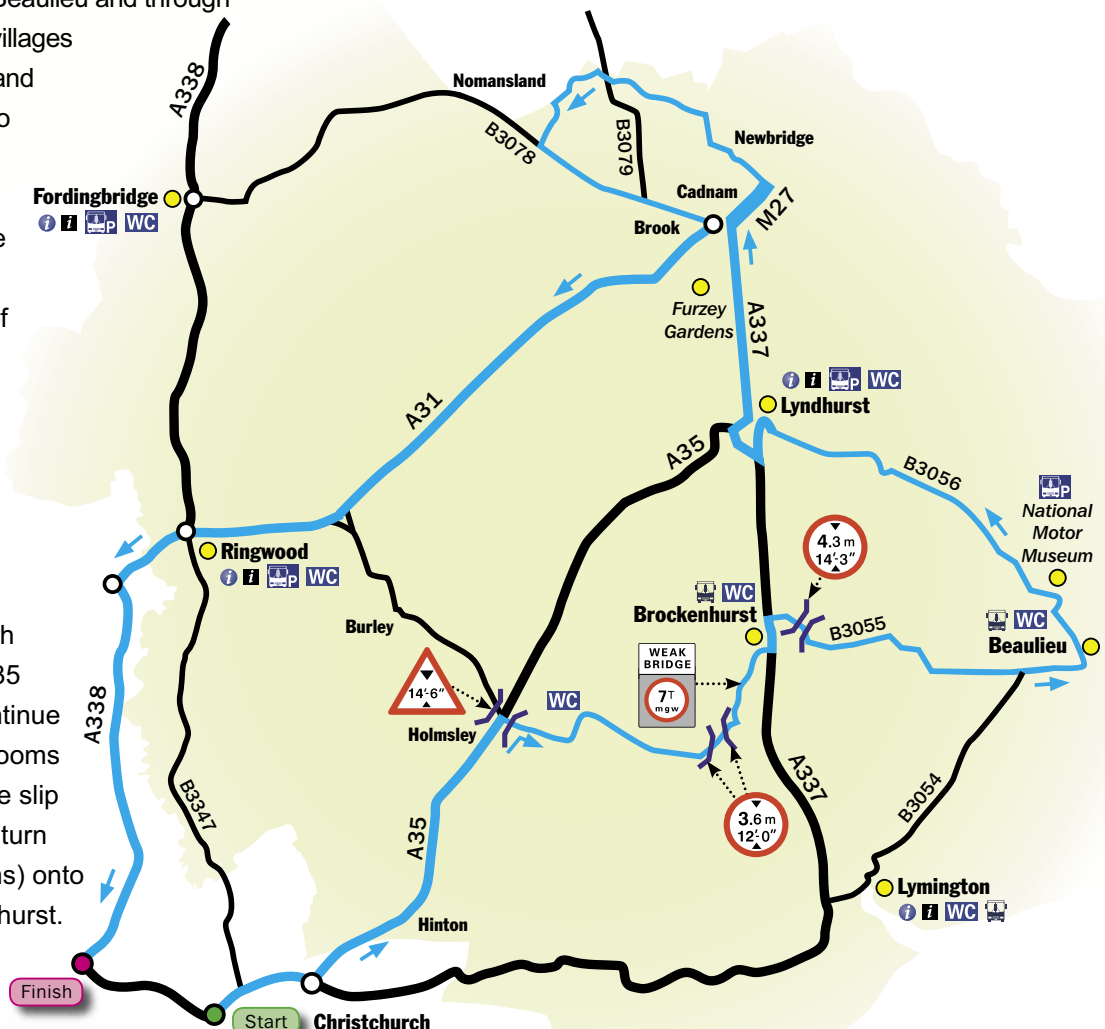
Burley has a coach park behind the Queens Head public house.

This circular tour gives you the opportunity to sample the varied scenery that makes the New Forest so special. See the New Forest ponies on the Open Forest as well as walking down the high streets of the local villages. This route takes you past the beautiful Palace House in Beaulieu and through some of the most popular villages such as Burley, Lyndhurst and Brockenhurst. You can also stop off at the well known Holmsley Tea Rooms if time allows. Keep your eye out for the sign at Brook telling drivers the number of animal collisions that have taken place so far this year. Remember the ponies have right of way!

Directions

From Christchurch town centre (ex. Mondays which is market day) take the A35 to Hinton Admiral and continue on to the Holmsley Tea Rooms junction. Turn left onto the slip road towards Burley then turn right (behind the tea rooms) onto the C10 towards Brockenhurst.

On reaching Brockenhurst turn left onto the A337 towards Lyndhurst then turn right into Balmer Lawn Road, (C53 which becomes the B3055 by the cricket pitch) and head for Beaulieu. At the village continue towards the National Motor Museum on the B3056 and then on to Lyndhurst. Stop in Lyndhurst for coffee or on a day trip – lunch. On leaving Lyndhurst take the main road to Cadnam (A337), at the roundabout take the second exit (A31) turning left after about half a mile onto an unclassified road (C107) which takes you under the M27 signed "Newbridge". Keep straight for about three miles until you meet the main road, go straight across (i.e. right and left!) to Nomansland. At the Lamb Inn turn left and continue up a steep hill to the cross roads. Turn left and return to Cadnam via Brook on the B3079. At the roundabout pass under the motorway and take A31 back to Ringwood and A338 to Bournemouth. On a day trip pop into Burley for afternoon tea (free coach park). It will take about one and a half hours to Lyndhurst and one and a half hours back, allow about three quarters of an hour to get back from Burley.



Tour 3: 'Lepe on the Coach'

(Short day or long afternoon trip to Lepe Country Park 4 hours min)

(For additional route information please refer to the Coach Route Network Map at the back of this publication)

Lepe country park offers cliff top and beach walks with superb views across the Solent and Isle of Wight, a great place to watch shipping or birds. Facilities include a café and kiosk for meals, snacks and ice creams, toilets, grassy areas for picnics and a children's playground

Bridges on this tour: None

Coach Parking: Lepe Country Park (superb views across the Solent)

Lepe is great and it is easy to park, but the roads are narrow and slow so you have to allow plenty of time. *Advisory one way from Exbury to Lepe with return via Blackfield on the A326.*

Directions

Leave Christchurch and travel along the A35 to Lyndhurst. You can stop here for lunch on a day trip as there are plenty of tea rooms, hotels and pubs to cater for all tastes. From Lyndhurst main car park turn into the High Street and go towards Ashurst on the A35 turning right opposite the Fire Station on to the B3056. At Beaulieu turn left into the village and drive carefully through the village past the cricket pitch and up the hill. At Hill Top take the right turn and follow the signs for Exbury Gardens and Steam Railway. On passing Exbury Gardens (a good stop if the gardens are open, even if just to look around the nursery

and for a tea stop) take the road to Lepe Country Park. There are two options here, straight on after Exbury Church along Inchmery Lane takes you to the coast but there are many low trees and it is not suitable for large coaches. Alternatively – and preferably - keep left, going through the Village, past the cricket pitch and follow the signs to Lepe that way. This is suitable for all coaches with care. We advise that these routes to Lepe are treated as a one way system, with a return via Blackfield, to avoid meeting coaches coming the other way. You can park a coach at the entrance to the car park.

If you are going straight through to Lepe on an afternoon tour, allow one and a half hours, it really does take that long! Return along main Southampton/Totton Road (A326) and at Hounslow take A35 back through Ashurst. After crossing railway bridge turn right (signed "Woodlands") and return via Bartley (to see "Tin Church" at the junction of Bourne Rd and Shepherds Rd) to Cadnam and take A31 back to Ringwood. On a day trip you could make the diversion into Burley for afternoon tea and return from Ringwood "down the valley" (B3347) to Christchurch and back along the Overcliff Drive.



Tour 4: 'A grand day out'

(For additional route information please refer to the Coach Route Network Map at the back of this publication)

Bridges on this tour:

Balmer Lawn Road B3055	14'3" (4.3m)
Ampress A337 Lymington approach	14'3" (4.3m)

Coach Parking; Romsey: Ower Services on the A31 are an ideal place for drivers to park up once they have dropped passengers off in Romsey at the Bus Station.

Lyndhurst: Main Car Park

No official coach parking in Lymington but opportunities exist for dropping off and picking up passengers.

This grand tour takes in some stunning views of the Forest coupled with most of the main towns and villages. It offers a brilliant day out with shops, pubs and tea rooms in abundance. See the New Forest Ponies in their natural habitat, wander around the shops in Forest villages or just relax and experience this wonderful piece of untouched English countryside.

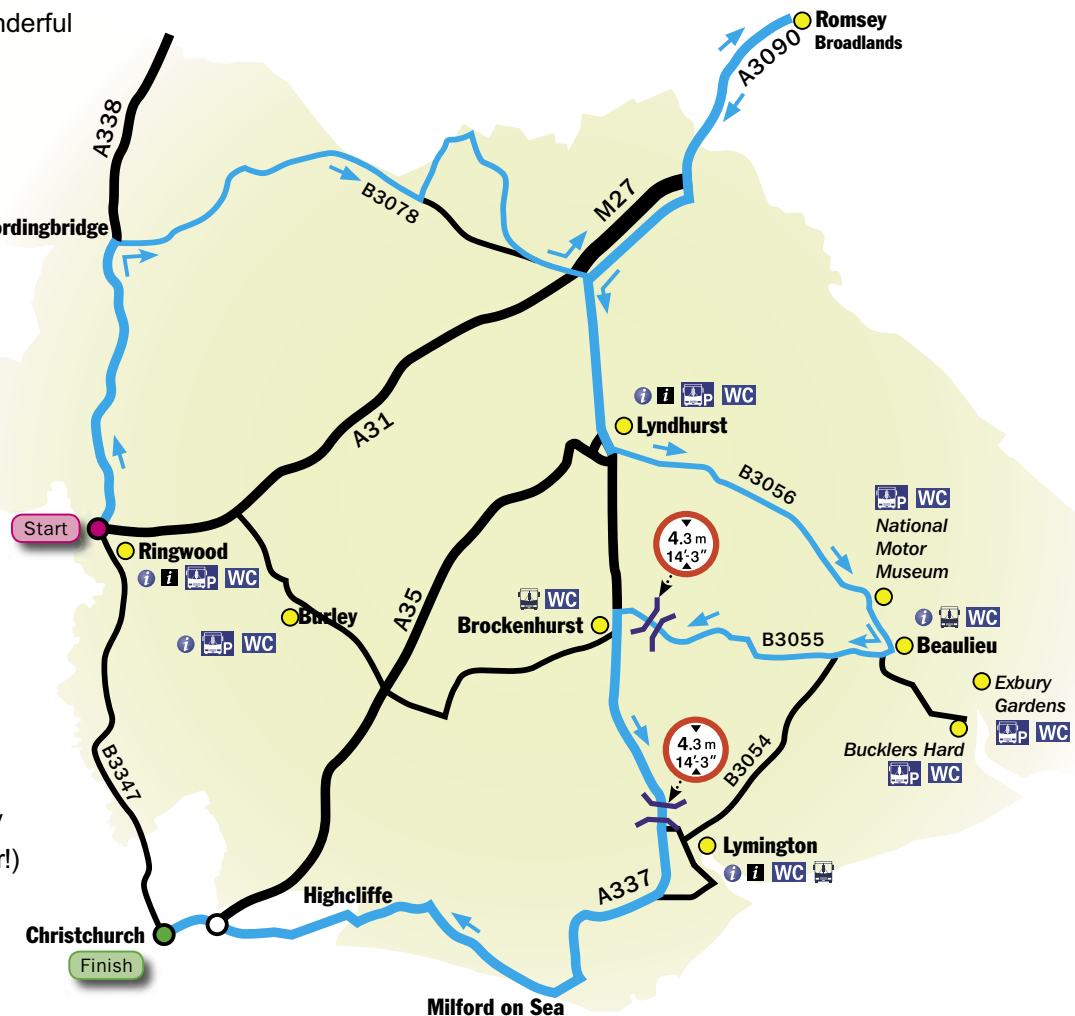
Directions

From the A31 at Ringwood take the A338 Salisbury Road to Fordingbridge. Now with solar powered cats eyes! At Fordingbridge head towards Godshill on the B3078 and turn off left for Nomansland to join up with the B3079 back through Bramshaw and Brook to Cadnam. The road from Nomansland to Brook is one of the prettiest for scenery in the New Forest and is a must for the Autumn tints. Leave Cadnam on the A31 to Romsey (not via the M27 as this is a tour!)

and drop off in the coach bay at the Bus Station. Romsey is a market town and has lots of shops, pubs and tearooms to while away an hour or so. You can park the coach up at the Ower Services whilst passengers are in Romsey. It has a roundabout for the return pick up. On leaving Romsey take main road back past Paultons Park over the motorway and head to Cadnam. At the roundabout take the second exit towards Lyndhurst (A337). After stopping in Lyndhurst take the road to Beaulieu (B3056). As an addition you could include Bucklers Hard on this itinerary if time (signposted from Beaulieu). Now take the B3055 past Hatchet Pond to Brockenhurst. As you approach Brockenhurst there is a bridge on the (B3055) Balmer Lawn Road 4.3m (14'3") go under that and turn left to the village.

From Brockenhurst take main road (A337) to Lymington, passing under the Ampress bridge 4.3m. On approaching the town follow the signs for "I.O.W. Ferry" and then "Town Centre" and this will bring you up the High Street.

Return to Bournemouth on "Coast Road" via Milford on Sea and Barton on Sea and back through Christchurch.



Visitor Information Centres

Website: www.thenewforest.co.uk

Lymington Visitor Information Centre

New Street, Lymington, Hampshire SO41 9BH

Tel: **01590 689000**

Lyndhurst Visitor Information Centre

The Main Car Park, Lyndhurst

Hampshire SO43 7NY

Tel: **023 8028 2269**

Ringwood Visitor Information Centre

The Furlong, Ringwood, Hampshire BH24 1AZ

Tel: **01425 470896**

Forestry Commission Information Centre,

Bolderwood

Coach Parking: Open every day in the school holidays from Easter to October half term and weekends in between.

Local Information Point

Fordingbridge Library, Roundhill

Fordingbridge, Hampshire SP6 1AQ

Tel: **01425 652639**

Other Useful Contacts

Traveline www.traveline.org.uk

The Forestry Commission

Website: www.forestry.gov.uk/newforest

Forest Holidays campsites

Website: www.forestholidays.co.uk

The Ramblers Association

Website: www.ramblers.org.uk

Hythe

Website: www.hytheferry.co.uk

www.hytheonline.com

Coach Parking in the New Forest Area

Ashurst:

Coach Parking is available at the New Forest Hotel which welcomes coach parties

Beaulieu:

No coach parking available in the village

Drop off points: Bus stops by the Mill Pond in Palace Lane (B3054)

Parking up area: Available at the National Motor Museum by prior agreement

Brockenhurst:

No coach parking in the village


Drop off points: Lay-by on the A337 outside Brockenhurst College, then park up in Lyndhurst main car park

Burley:

Coach Parking is in the car park at the back of the Queens Head public house, The Cross, Burley, Ringwood

Exbury:

Coach Parking is only available at Exbury Gardens and Steam Railway.



Fordingbridge:

Coach Parking is on the B3078 (Southampton Road) at the Petrol Station near the by pass.

Hythe:

Coach Parking is available at the New Road car park (the Library car park) 4 spaces available

Lepe:

Coach parking at Country Park

Small charge applies

Lymington:

No official coach parking but some opportunities exist to drop off and pick up passengers

Drop off points: St Thomas Church, top of the High St in St Thomas Street (except on Saturday as it is Market day)

Lyndhurst:

Coach Parking is in a designated section in the main car park behind the shops in the High Street (Gosport Lane entrance)

Drop off point : Main car park

8

Ringwood:

Coach Parking is available in the long stay section of the car park at the Furlongs (except on Wednesday which is Market day)

Forestry Commission car parks that accommodate coach parking;

- **New Forest Reptile Centre** on the A35 to the west of Lyndhurst **(toilets)**
- **Bolderwood** via Emery Down **(toilets)**

- **Cadnam Cricket pitch** on the A337 close to M27 Junction 1
- **Picket post**, Burley close to A31 (great viewing point)
- **Wilverley inclosure/ Wilverley plain** B3058 **(toilets)**

Traffic management

Restrictions are only shown for routes recommended for use by coaches

Height Restrictions (bridges)

Ampress Railway Bridge on the A337 at Lymington	(14'3") 4.3m
Balmer Lawn Bridge on the C53	(14'3") 4.3m
Brockenhurst B3055 Latchmoor bridge No1	(12'0") 3.6m
Brockenhurst B3055 Latchmoor bridge No2	(12'0") 3.6m
A35 Holmsley bridge over C10	(14'6") 4.4m
Stoney Lane Railway Bridge, Dorset B3347	(15'6") 4.7m

Bridge Weight Restrictions

B3055 Railway Bridge on Sway Road Brockenhurst	7t except buses up to 12.3t
--	------------------------------------

Width restrictions

Many Forest roads have 6'6" width restriction so



please watch for signs from the main roads.

Informal one way systems for coaches (avoids you meeting one coming the other way!)

Exbury to Lepe (See coach route network map in the back cover)

Hampshire Guide

Phil Howe, a Hampshire Ambassador, is a retired Senior Lecturer, and keen naturalist, who has travelled and worked in Europe. His interests include arts, politics, culture, landscape and the built environment. Phil has expertise in Jane Austen's early life and the New Forest. If you would like to find out more then please contact Phil at:

Bookings: **01256 814222** Office

E-mail: info@hiddenbritaintours.co.uk
www.hiddenbritaintours.co.uk

Attractions that welcome coach parties

The New Forest is a wonderful place to visit with many excellent tea rooms, restaurants, village pubs, shops and attractions. Listed here are some of the places that accommodate coach parties and provide coach parking facilities.

Beaulieu National Motor Museum

Beaulieu Enterprises Limited

John Montagu Building, Beaulieu, Brockenhurst Hampshire SO42 7ZN

Tel : **01590 612345**

Fax : 01590 612624

The National Motor Museum has a dedicated coach park sufficient for approx 35 coaches. Parking is free. Booking is advisable but not compulsory. Coach parties of over 15 are eligible for group rates, admission prices can be viewed by visiting www.beaulieu.co.uk or telephoning **01590 614645**

A drivers' rest room is available with refreshments and TV facilities. Vouchers are available from reception and can be redeemed in the Brabazon restaurant or gift shop.

9

Bucklers Hard

Free parking for coaches. Booking advisable but not compulsory.

Coach parties are eligible for group rates, please visit our website, listed below, for details.



Tel: **01590 616203** or visit
Website: **www.bucklershard.co.uk**
for more information.

Exbury Gardens & Steam Railway

Exbury, Southampton SO45 1AZ

Tel: **023 8089 1203**

Fax: 023 8089 9940

Website: **www.exbury.co.uk**

E-mail: nigel.philpott@exbury.co.uk

Exbury Gardens have 40 spaces on hard standing for coaches to park. Coach drivers receive a £5 voucher; free entrance to Gardens and ride on steam railway; free meal in Mr Eddy's Restaurant & Tearooms.

Booking is recommended on the following telephone number **023 8089 1203** or by visiting **www.exbury.co.uk** to provisionally book on-line. They offer a concessionary rate for all parties of 15 or more.

Breamore House & Museum

Breamore, Fordingbridge Hampshire SP6 2BY

Tel: **01725 512233**

Breamore House & Museum do have coach parking on site but advise coaches to drive to the house as it saves a 350 yard walk. They appreciate prior notice as this allows them to put on extra guides and also extra staff in the tea barn.

Please visit **www.breamorehouse.com** for further information.

Furzey Gardens

School Lane, Minstead, nr Lyndhurst, SO43 7GL

Tel: **023 8081 2464**

We accept coach parties but request booking in advance by either telephoning **023 8081 2464** or faxing 023 8081 2297. Concessions are available for parties of 10+.

Paultons Park

Paultons Park Ltd, Ower, nr. Romsey

Hampshire SO51 6AL

Tel: **023 8081 4442**

Fax: 023 8081 3025

Website: **www.paultonspark.co.uk**

EXCURSIONS - GROUP RATES FOR YOUR PASSENGERS

Paultons Park operate a special arrangement for Coach Operators whereby passengers on an Excursion can individually pay the reduced Group Rates when they arrive providing the Company has advised them beforehand. The coach driver has to report to Group Admissions with the exact number of passengers and he will then be issued with special voucher tickets (1 per passenger). He must hand these to his passengers and they can then go to Admissions and present the ticket to pay the appropriate group rate. This system only applies to Excursions. Groups who hire a coach pay for admissions en bloc on arrival in the usual way.

PAYMENT BY COACH OPERATORS

Please visit **www.paultonspark.co.uk**



COACH DRIVERS

Coaches should always load and unload in the designated area at Admissions. After unloading, the coach should then move to the coach park which is just inside the entrance to the main car park.

Coach drivers are given free admission to the Park and vouchers for catering. This is obtained by reporting to Group Admissions. A Coach drivers' rest room with colour television is provided just inside the Park near Visitor Services.

Lepe Country Park

Exbury, Southampton, Hampshire SO45 1AD

Tel: **023 8089 9108**

Website: www.hants.gov.uk/countryside/lepe

E-mail: Alison.steele@hants.gov.uk

Easy parking for coaches, small charge applies. No booking necessary but helpful to let restaurant know if large numbers arriving. Free refreshments for drivers. Can also request a welcome chat from one of the rangers.

Longdown Activity Farm

Longdown Ashurst, Near Southampton

Hampshire SO40 7EH

Enquiries & Bookings

Tel: **023 8029 3326**

E-mail: enquiries@longdownfarm.co.uk

Longdown Activity Farm has a large car park so coach parties are more than welcome. Drivers can enter the Farm at no charge, and are

provided with tea or coffee in our tearoom.

Group prices for parties (minimum 15 persons) are also available.

Please visit www.longdownfarm.co.uk for further information.

Liberty's Raptor & Reptile Centre

Crow Lane, Ringwood, Hampshire, BH24 3EA.

Tel: **01425 476487**

Website: www.libertyscentre.co.uk

Please ring or visit the website for details of the opening hours and admission prices.

The largest collection of Bird's of Prey and reptiles in the New Forest. Liberty's Raptor and Reptile Centre is named after Liberty our American Bald Eagle. Liberty's is home to a large collection of birds of prey - eagles, owls and vultures, along with many reptiles - snakes, lizards and tortoises.

Enjoy a visit that will prove to be fun, exciting and educational for people of all ages.

Coach parking is on site and coach drivers receive free drinks and lunch.



New Forest Reptile Centre

Take a visit to the New Forest Reptile Centre for a fascinating day out. Specially designed pens give visitors the best chance of seeing all of the native reptiles and amphibians such as adders, toads and sand lizards which are difficult to see in the wild because they are so secretive or rare.

The centre is open 10am- 4.30pm between April and September. Many of the reptiles are most likely to be out and visible on warm days. If you wish to visit on a rainy or cold day you may need to be quite patient in order to see the animals.

How to get there:

The New Forest Reptile Centre is 2 miles south west of Lyndhurst off the A35.

There is a bus stop opposite the entrance to the Centre on the A35.

The New Forest & Hampshire County Show,

New Park, Brockenhurst, SO42 7QH

Tel: **01590 622400**

Website: **www.newforestshow.co.uk**

Show Dates - the last Tuesday, Wednesday and Thursday of July each year (see web site).

'This County Show is recognised as one of the top ten Shows in the UK.

It is the highlight of Hampshire's social calendar, featuring all the attractions that have made it so

popular for the best part of a century, bringing traditional country pursuits, new exhibitions and demonstrations to this unique event.'

Gates open 08.15 - all day show on all three days. Advance discounted tickets for the general public open from June 1st, via the web site or on the credit card hotline 01590 622409.

Can buy on the day - see web site for prices. Coaches can book at any time.

- Concessions rates for parties of over 9
Dedicated coach parking, free entry for driver

Museums and other places of interest

New Forest Museum

High Street, Lyndhurst, Hampshire SO43 7NY

Tel: **023 8028 3444**

Fax: 023 8028 4236

Coach Parking is adjacent to the museum in the main car park off the High Street, Lyndhurst.

St. Barbe Museum & Art Gallery

New Street, Lymington, Hampshire, SO41 9BH

Tel: **01590 676969**

Fax: 01590 679997

E-mail: office@stbarbe-museum.org.uk

Web: **www.stbarbe-museum.org.uk**

Open 10am – 4.00pm Mon - Sat

Coaches can drop off right outside, in New Street.



A Guide to New Forest Towns and Villages

This list is not comprehensive and is just a guide to what may be available. The businesses listed here have all responded to a request sent from the New Forest Tourism Association to be included in this handbook.

Ashurst

Coach Parking: At **The New Forest Hotel** (Lyndhurst Road, Ashurst, Hampshire, SO40 7AA)
Tel: **023 8029 2721** please ring prior to visit)

With its railway station and Forestry Commission campsite, Ashurst is used to receiving visitors from all over the country and abroad. With its pleasant location on the eastern edge of the New Forest it is the first village you get to in the National Park from the east. There are local amenities including a fish and chip shop, post office and newsagent amongst others.

Visitor Attractions accepting coach parties.

Longdown Activity Farm (Full details on page 11)

Longdown Ashurst, nr Southampton, Hampshire, SO40 7EH

Enquiries & Bookings

Tel: **023 8029 3326**

Refreshments are available from a range of pubs and shops in the village centre which is close to the railway station.

Beaulieu

Coach Parking in Beaulieu: No parking available in the village

Drop off points: Bus stop by the Mill Pond in Palace Lane (B3054)

Parking up area: Available at the National Motor Museum by prior agreement

Beaulieu village

The village centres around the High Street, with its red brick terraced houses consisting of homes and businesses. The village shops are varied and interesting, with the emphasis on quality and service. These shops serve both resident and visitor alike, and look forward to meeting you.

Visitor Attractions accepting coach parties.

National Motor Museum & Bucklers Hard (Full details on page 9)

Beaulieu Enterprises Limited, John Montagu Building, Beaulieu, Brockenhurst, Hampshire SO42 7ZN

Tel : **01590 612345**

Fax : 01590 612624

The Montagu Arms Hotel

Palace Lane, Beaulieu, Hampshire, S042 7ZL

Tel: **01590 612324**

Fax: 01590 612188

Please book in advance, coaches can drop off at the front of the Hotel then park in the National Motor Museum (by prior agreement)



Brockenhurst

Coach Parking: None in village

Coach drop off point: outside the college in Brockenhurst then park in Lyndhurst main car park

Through the commoners' steadfast defence of their rights to graze their animals on the New Forest, Brockenhurst has survived as a unique example of medieval landscape. Now the various agencies managing the New Forest have a duty to safeguard it for future generations; a place of fascination and peace drawing thousands of walkers and picnickers, who can help to protect the precious balance of nature in the New Forest by respecting its treasures.

You'll be well served in Brockenhurst. There are few village shopping areas to compare with the village's Brookley Road. Here you are just as likely to meet a New Forest pony or another Forest animal as a motor car, while you shop.

Cycle Hire in Brockenhurst

Cyclexperience

Tel: **01590 624204**

E-mail: hire@cyclex.co.uk

Website: www.cyclex.co.uk/

Large hire groups catered for.

Country Lanes

Tel: **01590 622627**

Website: www.countrylanes.co.uk

Cycle hire and cycle & walking holidays

Local Hotels that accommodate coaches

Careys Manor Hotel

Brockenhurst, Hampshire SO42 7RH

Tel: **08707 512305**

Fax: 08707512306

E-mail: info@careysmanor.com

Website: www.careysmanor.co.uk

Coach parties are welcome with prior notice and parking is available at the hotel.

Rhinefield House

Rhinefield Road, Brockenhurst, Hampshire.

SO42 7QB

Access and parking for one coach.

Prices and offers are subject to availability and the requirements of the party.

Tel: **01590 622922**

Fax: 01590 624471

Website: www.handpicked.co.uk/rhinefieldhouse

New Park Manor

Brockenhurst, New Forest, Hampshire, SO427QH

Tel: **01590 623467**

Fax: 01590 622268

Website: www.newparkmanorhotel.co.uk

New Park Manor is a Royal Hunting Lodge that is located in the heart of the deer park, the sighting of freely roaming deer is an added attraction for visitors. These delightful creatures are often seen grazing within yards of the hotel and grounds.



Coach parking is available alongside the Equestrian School

Balmer Lawn Hotel

Lyndhurst Road, Brockenhurst, Hampshire, SO42 7ZB

Tel: **01590 625778**

Fax: 01590 625776

Website: www.balmerlawnhotel.com

There is ample space for coaches to turn and park within the hotel car park.

Nearest visitor information centre: Lyndhurst **023 8028 2269** & Lymington **01590 689000**

Burley

Coach parking is available in the main car park behind the Queens Head public house.

Burley is a New Forest village where time stands still and one that has kept a tranquil atmosphere with ponies and cattle roaming the streets. Burley is a magnet which draws visitors to its tea rooms and quaint shops and cyclists to an area of real beauty.

Cycle Hire in Burley: Forest Leisure Cycling
01425 403584 www.forestleisurecycling.co.uk

Nearest visitor information centre is in Lyndhurst **023 8028 2269**

Fordingbridge

Coach Parking is available at the petrol station on the B3078 Southampton Road near the by-pass

Fordingbridge is an historic market town with a population of 6,000 on the banks of the River Avon, close to the New Forest. Fordingbridge was recorded in the Domesday Book and derives its name from “Forde” and “bridge”. The first Great Bridge, built in medieval times, is upstream from the ford. The bridge is a major feature of the town with its seven graceful arches, which can be seen very easily from the town’s large riverside park where you can walk along the riverbank draped with willows and waterside plants.

It was formerly a market town and has always been an important crossing point of the river. The name signifies the existence of both a ford and a bridge.

Places of interest

Breamore House & Museum (see page 10 for full details)

The Estate Office, Breamore, Fordingbridge
Hampshire SP6 2BY

Tel: **01725 512233**

Hythe

Coach parking is available at the New Road car park – (The Library car park) where 4 coach places are available.

Historic Hythe “where the Forest meets the sea”. Hythe village really is a piece of old England nestled on the New Forest coast. With spectacular views



of Southampton Water you can sit and watch the world famous cruise liners from the newly opened promenade whilst eating fish and chips and let the world pass you by. For centuries boatmen from this former fishing hamlet have ferried cargo and passengers to and from Southampton, and this tradition continues today with the Hythe/ Southampton Ferry running every 30 minutes. You also get to ride on the world's oldest Pier Train along the Victorian pier to catch the Ferry

Hythe Ferry: Visit the World's Oldest Pier Train (officially recognised as a Guinness World record).

www.hytheferry.co.uk

A trip on the Hythe Ferry to Southampton gives one of the best views of the visiting ocean super liners. This is an ideal way to avoid the traffic and travel from Southampton to the New Forest.

Lymington

Coach Parking: No official coach parking is available but there are opportunities for dropping off and picking up passengers in the town.

16

The town of Lymington, or "Lentune" as it was called in the Domesday Book, lies on the west side of the Solent and is nowadays a thriving yachting centre and visitor attraction.

The affluence of the town during the Georgian period is reflected in the architecture of its buildings.

Lymington's High Street is dominated by the parish church of St. Thomas the Apostle. It

includes some architectural features which are over 600 years old. The churchyard has an avenue of lime trees which were planted in the 17th Century. During the Middle Ages Lymington started to become well known as a shipbuilding and trading port. Shipbuilding has now given way to yacht and boat building.

Places of interest

ArtSway, Station Road, Sway, Hampshire, SO41 6BA

Tel: **01590 682260**

E-mail: mail@artsway.org.uk

Website: **www.artsway.org.uk**

Open Tue-Sun 11am-5pm

Changing exhibition programs of contemporary visual art of international significance in a unique environment deep in the New Forest. The gallery also hosts artists in residence and offers professional development to artists and creative opportunities for audiences. Exhibition tours can be arranged in advance for coach parties, or you may like to plan your trip to coincide with one of the workshops, talks or other special events.

St. Barbe Museum explores the unique history of Lymington and the New Forest coast.

New Street, Lymington, Hampshire SO41 9BH

Tel: **01590 676969**

Fax: 01590 679997

Please contact the museum for bookings and details of admission prices.



St. Marks Church, Pennington parish church, was built in 1860 and is still the only church or chapel in Pennington. The mediaeval “Priestlands” establishment (whatever it was) has long since disappeared.

The High Street

Lymington High Street has a variety of shops and tea rooms to suit every need. The quaint cobbled street at the end of the High Street leads you to the Quay and is well worth a visit.

Visitor Information Centre Lymington 01590 689000

Lyndhurst

Coach Parking is in a designated section in the main car park adjacent to the museum off the High Street, Lyndhurst.

Drop off point : Main Car Park

Parking up area: Main Car Park or at Beaulieu National Motor Museum by prior arrangement.

Lyndhurst - the “*Capital of the New Forest*” means “the lime wood”

The village skyline is dominated by St Michael and All Angels Church where, in the churchyard, lies the grave of Alice Liddell, Lewis Carroll’s inspiration for ‘Alice in Wonderland’.

Among its treasures are the Queen’s House and the Verderer’s Court; the parish church with its fresco by Lord Leighton and fine stained

glass windows; the little church at Emery Down; the charming almshouses, and the Girl Guide headquarters at Foxlease.

Cycle hire in Lyndhurst

AA Bike Hire

Tel: 023 8028 3349

Website: www.aabikehirenewforest.co.uk

Places of interest

Bolderwood

This is the best place to experience the majestic Douglas firs and redwoods of the Rhinefield Ornamental Drive. You will find some of the tallest and oldest Douglas fir trees in Britain here. Bolderwood deer watching platform can also be found within this location.

New Forest Museum

Main Car Park, Lyndhurst SO43 7NY

Tel: 023 8028 3444

Fax: 023 8028 4236

Website: www.newforestmuseum.org.uk

E-mail: office@newforestmuseum.org.uk

The New Forest Museum, situated in Lyndhurst, the capital of the New Forest, is an essential starting point for a visit to the area.

- **Coaches welcome** – booking advisable.
- **FREE** coach parking in Lyndhurst main car/coach park adjacent to Museum.
- **FREE** Museum admission for coach drivers.



- Coach Drivers Incentive Scheme – please ask for details
- Activities for children - dressing up, free colourings and quizzes.
- Visit our GIFT SHOP for beautiful presents, gifts and souvenirs and for the best range of local books in the area.

Please ask for more details of our GROUP RATES FOR PARTIES (minimum 10).

Open all year (except Christmas Day and Boxing Day)

Daily from 10am – 5pm (last entry at 4pm)

Visitor attractions accepting coach parties

Furzey Gardens (for full details see page 10)

School Lane, Minstead, Near Lyndhurst, SO43 7GL

Tel: **023 8081 2464**

Hotels that accommodate coach parties

Lyndhurst Park Hotel

High Street, Lyndhurst, Hampshire, SO43 7NL

Tel: **023 8028 3923**

Fax: 023 8028 3019

E-mail: lyndhurst.park@forestdale.com

Website: www.lyndhurstparkhotel.com

The Lyndhurst Park Hotel comprises of a lovely oak-panelled Tudor Restaurant as well as an airy

Conservatory restaurant, both overlooking the hotel's five acres of grounds and garden. They offer a delicious range of English and continental cuisine at lunch as well as dinner time, and in the afternoon a tasty afternoon tea. Coach parties of any size are very welcome. Coaches are able to park in the hotel car park.

Crown Hotel

Best Western The Crown Hotel, 9 The High Street, Lyndhurst The New Forest SO43 7NF

Tel: **023 8028 2822**

Fax: 023 8028 2751

Coaches can park on the hard-standing out the front of the hotel as there is a low archway at the entrance to the car park. Coaches can be left for the duration of the visit to the hotel. There are good disabled facilities on offer as well.

Open daily from 10.30am - 11.00pm for drinks, tea & coffee etc and Food Service is from 12 - 2.30pm (12-2.00pm Sunday) each day and then 6.00pm - 9.30pm in the evenings. Although they are happy to supply refreshments at any time of the day if pre booked/pre ordered.



Ringwood

Coach Parking: Public car parks for long stay (situated between A31 and The Furlong) including Coach Parking

Visitor attractions accepting coach parties

Liberty's Raptor & Reptile Centre

Crow Lane, Ringwood, Hampshire, BH24 3EA.

Tel: **01425 476487**

Website: www.libertyscentre.co.uk

Coach parking on site see above for full details

Ringwood, on the River Avon, to the west of the New Forest and north of Bournemouth. Ringwood has a Brewery and the many Pubs, Restaurants and cafes in and around the town that provide good and varied entertainment. The town centre is an ideal starting place for exploring the New Forest and Avon Valley by foot, horse back or bicycle, or enjoy the excellent fishing and water sports opportunities or just observe the flora and fauna of the surrounding area. The BBC television comedy series "The Brittas Empire" was filmed at Ringwood Recreation Centre.

Ringwood is the home of the Ringwood Brewery, which produces a variety of cask ales.

Visitor Information Centre: Ringwood

The Furlong, Ringwood BH24 1AZ

Tel: **01425 470896**

Fax: 01425 461172

E-mail: information@nfdc.gov.uk

Romsey

Coach drop off point: Bus Station

A small market town on the banks of the river test, which is famous for its trout fishing. Lord Mountbatten of Burma lived here at Broadlands House, which is now the home of Lord Romsey and stages many events and shows throughout the year including the Romsey Show in September.

King John's House & Tudor Cottage was allegedly a hunting lodge used by King John of England whilst hunting in the New Forest. However the existing building dates from much later. It does contain a number of extremely unusual and exciting historical features - including medieval wall decorations and graffiti as well as a floor made of animal bones.

The body of King William II "Rufus" was carried through Bell Street in Romsey on its way to Winchester, after he had been killed whilst hunting in the New Forest.

Places of interest

Paultons Park (Full details on page 10)

Paultons Park Ltd, Ower, nr. Romsey
Hampshire SO51 6AL

Tel: **023 8081 4442**

Fax: 023 8081 3025



New Forest wide

The Olde Tyme Players

Bashley, Nr New Milton, Present
Professional Daytime Shows in the New Forest

Alternating Weekly performances on most Weds
& Thurs, Feb to Dec at 2.00pm-4.30pm

Ticket Price £11.50 (Includes tea and a delightful
selection of cakes served at your table during the
interval) Booking Essential: **01425 612830**

Feedback

If you have any comments or suggestions to make
regarding this publication or its contents please
send them to John Sorrell at Hampshire County
Council, Environment Dept, Traffic & Transport
Team, Jacobs Gutter Lane, Hounslow, Totton,
Southampton SO40 9TQ or by email to
john.sorrell@hants.gov.uk

Photography kindly supplied by Martin O'Neill,
John Sorrell, Hampshire County Council,
Longdown Dairy Farm and National Motor
Museum & Bucklers Hard, Exbury Gardens &
Steam Railway .

20

Special thanks to Barry Haynes 'Solent Coaches'
for his help.

This publication is produced by Hampshire
County Council, the New Forest National Park
Authority and New Forest District Council working
in partnership.

